

Commissioners for Elbert County, Colorado, and made part of the public records of Elbert County, Colorado.

ADOPTED, this 29th day of January A.D. 2014.

Upon a motion duly made and seconded, the foregoing resolution was adopted by the following vote:



ROBERT ROWLAND, CHAIRMAN AYE




LARRY ROSS, VICE CHAIR AYE



KURT SCHLEGEL, COMMISSIONER AYE

ATTEST: DALLAS SCHROEDER
COUNTY CLERK

BY: 

DEPUTY, CLERK TO THE BOARD






EXHIBIT A

ELBERT COUNTY, COLORADO
SUMMARY
2014 BUDGET ADOPTED
WITH 2012 AND 2013 ESTIMATE
For the Years Ended and Ending December 31,

1/29/2014

AUDITED 2012	ESTIMATED 2013	ADOPTED 2014
-----------------	-------------------	-----------------

BEGINNING FUND BALANCES -R \$ 6,782,090 \$ 7,118,880 \$ 5,735,249

REVENUES

Taxes	9,930,284	10,076,881	9,875,375
Licenses and Permits	544,731	533,824	461,550
Intergovernmental	7,457,885	7,846,655	9,309,827
Charges for services	1,713,941	1,884,629	2,216,520
Interest income	11,914	7,101	6,750
Lease proceeds	1,033,882	-	-
Miscellaneous	271,679	476,473	166,500
Bond proceeds	-	-	-
Clerk fees held for repayment to E:	-	-	-
Total revenues	20,964,316	20,825,565	22,036,522

TRANSFERS IN

458,905	90,000	899,243
Total funds available	28,205,311	28,034,445
	28,034,445	28,671,014

EXPENDITURES

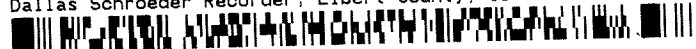
General Government	3,334,297	3,779,074	3,440,187
Public Safety	3,473,749	3,169,257	4,227,176
Public Health and Welfare	4,832,428	5,505,312	5,166,470
Culture and Recreation	216,706	133,041	140,301
Auxiliary Services	127,400	126,380	117,383
Retirement	209,385	214,232	241,639
Public Works	4,236,224	5,032,524	4,781,810
Debt Service - capital leases & oth	1,527,405	1,241,773	916,252
Capital outlay	2,639,113	2,730,338	2,653,504
Recreation facilities	271,511	30,234	599,316
Open Space	-	-	-
Reimbursement of Clerks Escrow	-	-	-
Bond payment - Wells Fargo	-	-	510,500
Payment to refunding/insurance es	-	-	-
Contingency	5,678	94,213	5,000
Total expenditures	20,873,897	22,056,377	22,799,537

TRANSFERS OUT

212,534	242,819	954,243
Total expenditures & transfers out requiring appropriation	21,086,431	22,299,196
	21,086,431	23,753,781

ENDING FUND BALANCES

\$ 7,118,880 \$ 5,735,249 \$ 4,917,233




ELBERT COUNTY, COLORADO
PROPERTY TAX SUMMARY INFORMATION
2014 BUDGET ADOPTED
WITH 2012 AND 2013 ESTIMATE
For the Years Ended and Ending December 31,

1/29/2014

	AUDITED 2012	ESTIMATED 2013	ADOPTED 2014
ASSESSED VALUATION			
Residential	172,498,170	173,277,490	166,636,690
Commercial	24,063,910	24,068,540	23,871,390
Agricultural	15,164,580	15,524,830	17,945,900
Vacant Land	19,165,910	17,260,500	17,558,070
State Assessed	21,478,500	23,321,000	29,288,500
Natural Resources	4,000,630	6,410,360	6,024,100
	256,371,700	259,862,720	261,324,650
Adjustments	-	-	-
Certified Assessed Value	256,371,700	259,862,720	261,324,650
MILL LEVY			
General	16.314	16.314	16.314
Road & Bridge	9.500	9.500	9.500
Social Services	1.500	1.500	1.500
Retirement	0.703	0.703	0.703
Temporary Mill Levy Reduction (pursuant to C.R.S.39-5-121)	0.000	0.000	0.000
Refund and abatements	0.120	0.073	0.115
	28.137	28.090	28.132
PROPERTY TAXES			
General	4,182,448	4,239,400	4,263,250
Road & Bridge	2,435,531	2,468,696	2,482,584
Social Services	384,558	389,794	391,987
Retirement	180,229	182,683	183,711
Temporary Mill Levy Reduction	-	-	-
Refund and abatements	30,765	18,970	30,052
	7213530.218	7299543.805	7351585.054
Levied property taxes			
	\$ 7,213,530	\$ 7,299,544	\$ 7,351,585
Budgeted property taxes			

541201 B: 750 P: 274 RES
01/30/2014 10:52:41 AM Page: 5 of 21 R 0.00 D
Dallas Schroeder Recorder, Elbert County, Co





**ELBERT COUNTY, COLORADO
 GENERAL FUND
 2014 BUDGET ADOPTED
 WITH 2012 AND 2013 ESTIMATE
 For the Years Ended and Ending December 31,**

1/29/2014

	AUDITED 2012	ESTIMATED 2013	ADOPTED 2014
BEGINNING FUND BALANCES - Restated	\$ 233,438	\$ 223,033	\$ 548,396
REVENUES			
Taxes	5,260,184	5,367,471	5,282,450
Licenses and Permits	544,731	533,824	461,550
Intergovernmental	100,693	248,272	124,000
Charges for services	1,339,400	1,363,734	1,207,520
Interest income	10,744	6,270	5,050
Clerk fees held for repayment to Clerk's Escrow	-	-	-
Miscellaneous	210,679	123,402	41,500
Total revenues	<u>7,466,431</u>	<u>7,642,974</u>	<u>7,122,070</u>
TRANSFERS IN			
Conservation Trust	88,746	90,000	104,169
Capital Lease Proceeds	260,938	-	-
Retirement	-	-	-
Road and Bridge Fund	-	-	-
Total transfers in	<u>349,684</u>	<u>90,000</u>	<u>104,169</u>
Total funds available	<u>8,049,553</u>	<u>7,956,007</u>	<u>7,774,636</u>
EXPENDITURES			
General Government	3,129,219	3,551,431	3,044,672
Public Safety	3,303,982	2,939,327	3,359,059
Public Health and Welfare	-	-	-
Culture and Recreation	140,215	133,041	140,301
Auxiliary Services	127,400	126,380	117,383
Reimbursement to Clerk's	-	-	-
Debt Service	636,777	504,613	510,500
Capital Lease financing	260,938	-	-
Contingency	-	-	-
Capital Outlay	104,201	-	-
Total expenditures	<u>7,702,732</u>	<u>7,254,792</u>	<u>7,171,915</u>
TRANSFERS OUT			
Rolling Hills	14,567	-	-
Public Health Per Capita	109,221	-	35,074
Chaparral Valley	-	10,000	10,000
Insurance Escrow	-	142,819	55,000
Retirement	-	-	-
Road & Bridge	-	-	-
Contingency fund	-	-	500,000
Total transfers out	<u>123,788</u>	<u>152,819</u>	<u>600,074</u>
Total expenditures and Transfers out requiring appropriation	<u>7,826,520</u>	<u>7,407,611</u>	<u>7,771,990</u>
ENDING FUND BALANCES	<u><u>\$ 223,033</u></u>	<u><u>\$ 548,396</u></u>	<u><u>\$ 2,645</u></u>



**ELBERT COUNTY, COLORADO
 PUBLIC HEALTH & ADMINISTRATION SPECIAL REVENUE FUND
 2014 BUDGET ADOPTED
 WITH 2012 AND 2013 ESTIMATE**

For the Years Ended and Ending December 31,

1/29/2014

	AUDITED 2012	ESTIMATED 2013	ADOPTED 2014
BEGINNING FUND BALANCES	\$ -	\$ 19,038	\$ 64,382
REVENUES			
Public health	-	-	-
Intergovernmental	78,160	80,098	164,487
Lease proceeds	-	-	-
Miscellaneous	5,147	-	-
Charges for Services	113,267	141,838	118,000
Total revenues	<u>196,574</u>	<u>221,936</u>	<u>282,487</u>
TRANSFERS IN			
Impact fund	-	-	-
General Fund Per Capita	109,221	-	35,074
Total transfers in	<u>109,221</u>	<u>-</u>	<u>35,074</u>
Total funds available	<u>305,795</u>	<u>240,974</u>	<u>381,943</u>
EXPENDITURES			
General Government	-	174,657	219,754
Health and Environment	286,757	1,935	68,184
Capital Outlay	-	-	21,191
Contingency	-	-	-
Total expenditures	<u>286,757</u>	<u>176,592</u>	<u>309,129</u>
TRANSFERS OUT			
General Fund	-	-	-
Debt Service Fund	-	-	-
Total transfers out	<u>-</u>	<u>-</u>	<u>-</u>
Total expenditures and transfers out requiring appropriation	<u>286,757</u>	<u>176,592</u>	<u>309,129</u>
ENDING FUND BALANCES	<u>\$ 19,038</u>	<u>\$ 64,382</u>	<u>\$ 72,814</u>



ELBERT COUNTY, COLORADO
ROAD AND BRIDGE FUND
2014 BUDGET ADOPTED
WITH 2012 AND 2013 ESTIMATE
For the Years Ended and Ending December 31,

	1/29/2014		
	AUDITED 2012	ESTIMATED 2013	ADOPTED 2014
BEGINNING FUND BALANCES	\$ 2,344,391	\$ 2,755,525	\$ 1,929,678
REVENUES			
Taxes	2,569,906	2,434,122	2,481,174
Intergovernmental	2,735,361	2,360,450	2,604,601
Lease proceeds	1,033,882	-	-
Miscellaneous	51,400	253,705	-
Total revenues	<u>6,390,549</u>	<u>5,048,277</u>	<u>5,085,775</u>
TRANSFERS IN			
Impact fund	-	-	-
General Fund	-	-	-
Retirement	-	-	-
Sales and Use Tax Fund	-	-	250,000
Total transfers in	<u>-</u>	<u>-</u>	<u>250,000</u>
Total funds available	<u>8,734,940</u>	<u>7,803,802</u>	<u>7,265,453</u>
EXPENDITURES			
General Government	79,619	104,440	168,955
Public Works	4,236,224	5,032,524	4,781,810
Debt Service - Lease/Rental paymen	629,690	737,160	916,252
Capital Lease	1,033,882	-	-
Total expenditures	<u>5,979,415</u>	<u>5,874,124</u>	<u>5,867,017</u>
TRANSFERS OUT			
General Fund	-	-	-
Retirement Fund	-	-	-
Total transfers out	<u>-</u>	<u>-</u>	<u>-</u>
Total expenditures and transfers out requiring appropriation	<u>5,979,415</u>	<u>5,874,124</u>	<u>5,867,017</u>
ENDING FUND BALANCES	<u>\$ 2,755,525</u>	<u>\$ 1,929,678</u>	<u>\$ 1,398,436</u>



ELBERT COUNTY, COLORADO
SALES AND USE TAX FUND
2014 BUDGET ADOPTED
WITH 2012 AND 2013 ESTIMATE
For the Years Ended and Ending December 31,

	1/29/2014		
	AUDITED 2012	ESTIMATED 2013	ADOPTED 2014
BEGINNING FUND BALANCES - Restated	\$ 1,886,789	\$ 2,452,621	\$ 1,502,955
REVENUES			
Sales tax	1,518,627	1,683,840	1,500,000
Intergovernmental	360,196	-	1,000,000
Total revenues	<u>1,878,823</u>	<u>1,683,840</u>	<u>2,500,000</u>
TRANSFERS IN			
General Fund	-	-	-
Total transfers in	<u>-</u>	<u>-</u>	<u>-</u>
Total funds available	<u>3,765,612</u>	<u>4,136,462</u>	<u>4,002,955</u>
EXPENDITURES			
General Government	90,139	57,784	65,000
Capital outlay	-	-	-
Roads	1,222,851	2,575,453	2,427,560
Equipment	-	270	17,500
Total expenditures	<u>1,312,991</u>	<u>2,633,507</u>	<u>2,510,060</u>
TRANSFERS OUT			
Road and Bridge Fund	-	-	250,000
Total transfers out	<u>-</u>	<u>-</u>	<u>250,000</u>
Total expenditures and transfers out requiring appropriation	<u>1,312,991</u>	<u>2,633,507</u>	<u>2,760,060</u>
ENDING FUND BALANCES	<u>\$ 2,452,621</u>	<u>\$ 1,502,955</u>	<u>\$ 1,242,895</u>



ELBERT COUNTY, COLORADO
LAW ENFORCEMENT ASSISTANCE FUND
2014 BUDGET ADOPTED
WITH 2012 AND 2013 ESTIMATE
For the Years Ended and Ending December 31,

	1/29/2014		
	AUDITED 2012	ESTIMATED 2013	ADOPTED 2014
BEGINNING FUND BALANCES	\$ 37,971	\$ 89,068	\$ 186,410
REVENUES			
MTC Fines	249,958	356,366	891,000
Lease Proceeds	-	-	-
Miscellaneous	-	-	95,000
Total revenues	<u>249,958</u>	<u>356,366</u>	<u>986,000</u>
TRANSFERS IN			
General Fund	-	-	-
Total transfers in	<u>-</u>	<u>-</u>	<u>-</u>
Total funds available	<u>287,929</u>	<u>445,434</u>	<u>1,172,410</u>
EXPENDITURES			
Public Safety	169,767	229,929	868,117
Capital Outlay			
Vehicles - Lease	29,094	29,094	161,188
Vehicles - Equipment	-	-	-
Total expenditures	<u>198,861</u>	<u>259,023</u>	<u>1,029,305</u>
TRANSFERS OUT			
General Fund	-	-	-
Total transfers out	<u>-</u>	<u>-</u>	<u>-</u>
Total expenditures requiring appropriation	<u>198,861</u>	<u>259,023</u>	<u>1,029,305</u>
ENDING FUND BALANCES	<u>\$ 89,068</u>	<u>\$ 186,410</u>	<u>\$ 143,105</u>




ELBERT COUNTY, COLORADO
DEPARTMENT OF HUMAN SERVICES FUND
2014 BUDGET ADOPTED
WITH 2012 AND 2013 ESTIMATE
For the Years Ended and Ending December 31,

	1/29/2014		
	AUDITED 2012	ESTIMATED 2013	ADOPTED 2014
BEGINNING FUND BALANCES - Restated	\$ 747,918	\$ 598,539	\$ 642,103
REVENUES			
Taxes	377,952	389,794	397,987
IOG	-	50,000	81,000
Intergovernmental	4,041,835	4,991,490	4,931,166
Total revenues	<u>4,419,787</u>	<u>5,431,284</u>	<u>5,410,153</u>
TRANSFERS IN			
General Fund	-	-	-
Total transfers in	<u>-</u>	<u>-</u>	<u>-</u>
Total funds available	<u>5,167,705</u>	<u>6,029,823</u>	<u>6,052,256</u>
EXPENDITURES			
General Government	1,356	9,000	74,559
IOG	-	50,000	81,000
Public Health and Welfare	4,545,671	5,328,720	4,857,341
Capital Outlay	22,139	-	-
Total expenditures	<u>4,569,166</u>	<u>5,387,720</u>	<u>5,012,901</u>
TRANSFERS OUT			
General Fund	-	-	-
Total transfers out	<u>-</u>	<u>-</u>	<u>-</u>
Total expenditures requiring appropriation	<u>4,569,166</u>	<u>5,387,720</u>	<u>5,012,901</u>
ENDING FUND BALANCES	<u>\$ 598,539</u>	<u>\$ 642,103</u>	<u>\$ 1,039,355</u>



ELBERT COUNTY, COLORADO
CONTINGENCY FUND
2014 BUDGET ADOPTED
WITH 2012 AND 2013 ESTIMATE
For the Years Ended and Ending December 31,

	1/29/2014		
	AUDITED 2012	ESTIMATED 2013	ADOPTED 2014
BEGINNING FUND BALANCES	\$ 23,880	\$ 18,202	\$ 18,202
REVENUES			
Taxes	-	-	-
Intergovernmental	-	-	-
Miscellaneous	-	-	-
Total revenues	-	-	-
TRANSFERS IN			
General fund	-	-	500,000
Total transfers in	-	-	500,000
Total funds available	23,880	18,202	518,202
EXPENDITURES			
Contingency	5,678	-	-
Total expenditures	5,678	-	-
TRANSFERS OUT			
General Fund	-	-	-
Total transfers out	-	-	-
Total expenditures requiring appropriation	5,678	-	-
ENDING FUND BALANCES	\$ 18,202	\$ 18,202	\$ 518,202



ELBERT COUNTY, COLORADO
RETIREMENT FUND
2014 BUDGET ADOPTED
WITH 2012 AND 2013 ESTIMATE
For the Years Ended and Ending December 31,

	1/29/2014		
	AUDITED 2012	ESTIMATED 2013	ADOPTED 2014
BEGINNING FUND BALANCES	\$ 25,129	\$ 19,359	\$ 30,361
REVENUES			
Taxes	203,615	201,653	213,764
Miscellaneous/SOT	-	30,000	30,000
Total revenues	<u>203,615</u>	<u>231,653</u>	<u>243,764</u>
TRANSFERS IN			
General fund	-	-	-
Road and Bridge	-	-	-
Total transfers in	<u>-</u>	<u>-</u>	<u>-</u>
Total funds available	<u>228,744</u>	<u>251,012</u>	<u>274,125</u>
EXPENDITURES			
General Government	-	6,419	6,000
Retirement	209,385	214,232	241,639
Total expenditures	<u>209,385</u>	<u>220,651</u>	<u>247,639</u>
TRANSFERS OUT			
Capital Projects Fund	-	-	-
Road and Bridge	-	-	-
Total transfers out	<u>-</u>	<u>-</u>	<u>-</u>
Total expenditures requiring appropriation	<u>209,385</u>	<u>220,651</u>	<u>247,639</u>
ENDING FUND BALANCES	<u>\$ 19,359</u>	<u>\$ 30,361</u>	<u>\$ 26,486</u>



**ELBERT COUNTY, COLORADO
 CONSERVATION TRUST FUND
 2014 BUDGET ADOPTED
 WITH 2012 AND 2013 ESTIMATE
 For the Years Ended and Ending December 31,**

	1/29/2014		
	AUDITED 2012	ESTIMATED 2013	ADOPTED 2014
BEGINNING FUND BALANCES	\$ 804,813	\$ 512,508	\$ 418,148
REVENUES			
Taxes	-	-	-
Intergovernmental	141,640	116,345	140,000
Interest	803	531	1,700
Investment income	2,000	-	-
TE Grant	-	-	264,573
Total revenues	<u>144,443</u>	<u>116,876</u>	<u>406,273</u>
TRANSFERS IN			
Other Funds	-	-	-
Total transfers in	<u>-</u>	<u>-</u>	<u>-</u>
Total funds available	<u>949,256</u>	<u>629,384</u>	<u>824,421</u>
EXPENDITURES			
Facilities	271,511	27,023	503,556
Culture and Recreation	76,491	-	-
Contingency	-	94,213	5,000
Total expenditures	<u>348,002</u>	<u>121,236</u>	<u>508,556</u>
TRANSFERS OUT			
General Fund	88,746	90,000	104,169
Total transfers out	<u>88,746</u>	<u>90,000</u>	<u>104,169</u>
Total expenditures requiring appropriation	<u>436,748</u>	<u>211,236</u>	<u>612,725</u>
ENDING FUND BALANCES	<u>\$ 512,508</u>	<u>\$ 418,148</u>	<u>\$ 211,696</u>



ELBERT COUNTY, COLORADO
IMPACT FUND
2014 BUDGET ADOPTED
WITH 2012 AND 2013 ESTIMATE
For the Years Ended and Ending December 31,

1/29/2014

	AUDITED 2012	ESTIMATED 2013	ADOPTED 2014
BEGINNING FUND BALANCES	\$ 547,451	\$ 300,677	\$ 252,492
REVENUES			
Charges for services	11,316	22,692	-
Investment income	367	300	-
Miscellaneous	2,453	69,366	-
Total revenues	<u>14,136</u>	<u>92,358</u>	<u>-</u>
TRANSFERS IN			
General Fund	-	-	-
Total transfers in	<u>-</u>	<u>-</u>	<u>-</u>
Total funds available	<u>561,587</u>	<u>393,035</u>	<u>252,492</u>
EXPENDITURES			
General government	33,964	-	-
Capital outlay			
Sheriff capital outlay		11,811	-
Recreation improvements	-	3,211	95,760
Other	226,946	125,521	47,256
Total expenditures	<u>260,910</u>	<u>140,543</u>	<u>143,016</u>
TRANSFERS OUT			
General fund	-	-	-
Road & Bridge fund	-	-	-
Total transfers out	<u>-</u>	<u>-</u>	<u>-</u>
Total expenditures requiring appropriation	<u>260,910</u>	<u>140,543</u>	<u>143,016</u>
ENDING FUND BALANCES	<u>\$ 300,677</u>	<u>\$ 252,492</u>	<u>\$ 109,476</u>



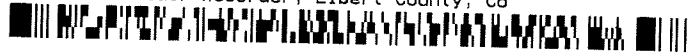
ELBERT COUNTY, COLORADO
CHAPARRAL VALLEY SPECIAL ASSESSMENT FUND
2014 BUDGET ADOPTED
WITH 2012 AND 2013 ESTIMATE
For the Years Ended and Ending December 31,

	1/29/2014		
	AUDITED 2012	ESTIMATED 2013	ADOPTED 2014
BEGINNING FUND BALANCES	\$ 15,494	\$ 9,721	\$ 16,470
REVENUES			
Special assessments	23,586	30,448	16,800
Total revenues	<u>23,586</u>	<u>30,448</u>	<u>16,800</u>
TRANSFERS IN GENERAL FUND			
Total transfers in	<u>-</u>	<u>-</u>	<u>10,000</u>
Total funds available	<u>39,080</u>	<u>40,169</u>	<u>43,270</u>
EXPENDITURES			
General Government	859	1,063	670
Bond Principle	15,000	20,000	41,400
Bond Interest	13,500	12,600	
Total expenditures	<u>29,359</u>	<u>33,663</u>	<u>42,070</u>
TRANSFERS OUT			
Other Funds	-	-	-
Debt Service Fund	-	-	-
Total transfers out	<u>-</u>	<u>-</u>	<u>-</u>
Total expenditures requiring appropriation	<u>29,359</u>	<u>33,663</u>	<u>42,070</u>
ENDING FUND BALANCES	<u>\$ 9,721</u>	<u>\$ 6,506</u>	<u>\$ 1,200</u>



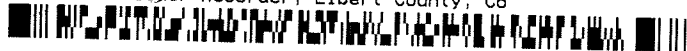
**ELBERT COUNTY, COLORADO
 MEADOWS STATION
 2014 BUDGET ADOPTED
 WITH 2012 AND 2013 ESTIMATE
 For the Years Ended and Ending December 31,**

	1/29/2014		
	AUDITED 2012	ADOPTED 2013	ADOPTED 2014
ASSESSED VALUATION			
Residential	\$ 2,420,070	\$ 2,423,970	\$ 2,457,580
Commercial	-	-	-
Agricultural	-	-	-
Vacant Land	-	-	-
State Assessed	-	-	-
Natural Resources	-	-	-
	2,420,070	2,423,970	2,457,580
Certified Assessed Value	\$ 2,420,070	\$ 2,423,970	\$ 2,457,580
MILL LEVY			
Debt Service fund - Meadows Station	22.000	22.000	22.000
Temporary Mill Levy Reduction (pursuant to C.R.S.39-5-121)	0.000	0.000	0.000
Refund and abatements	0.000	0.000	0.000
Total mill levy	22.000	22.000	22.000
PROPERTY TAXES			
Debt Service fund - Meadows Station	\$ 53,242	\$ 53,327	\$ 54,067
Temporary Mill Levy Reduction	-	-	-
Refund and abatements	-	-	-
Levied property taxes	53,242	53,327	54,067
Adjustments to actual/rounding	(2)	3	-
Refunds and abatements	-	-	-
Budgeted property taxes	\$ 53,240	\$ 53,330	\$ 54,067




ELBERT COUNTY, COLORADO
MEADOWS STATION DEBT SERVICE FUND
2014 BUDGET ADOPTED
WITH 2012 AND 2013 ESTIMATE
For the Years Ended and Ending December 31,

	1/29/2014		
	AUDITED 2012	ESTIMATED 2013	ADOPTED 2014
BEGINNING FUND BALANCES	\$ 63,180	\$ 73,924	\$ 80,984
REVENUES			
Intergovernmental			
Taxes	59,239	59,792	54,067
Total revenues	<u>59,239</u>	<u>59,792</u>	<u>54,067</u>
TRANSFERS IN			
Meadows Station Capital Projects Fund	-	-	-
Debt Service Fund	-	-	-
Total transfers in	<u>-</u>	<u>-</u>	<u>-</u>
Total funds available	<u>122,419</u>	<u>133,716</u>	<u>135,051</u>
EXPENDITURES			
Cour Kiowa Bennett Road Construction	-	-	
Bond principal	25,000	30,300	30,000
Bond interest	23,495	22,432	21,112
Contingency	0	-	2,000
Total expenditures	<u>48,495</u>	<u>52,732</u>	<u>53,112</u>
TRANSFERS OUT			
Meadows Station Capital Projects Fund	-	-	-
Debt Service Fund	-	-	-
Total transfers out	<u>-</u>	<u>-</u>	<u>-</u>
Total expenditures and transfers out requiring appropriation	<u>48,495</u>	<u>52,732</u>	<u>53,112</u>
ENDING FUND BALANCES	<u>\$ 73,924</u>	<u>\$ 80,984</u>	<u>\$ 81,939</u>



ELBERT COUNTY, COLORADO
FOXWOOD ESTATES
2014 BUDGET ADOPTED
WITH 2012 AND 2013 ESTIMATE
 For the Years Ended and Ending December 31,

	1/29/2014		
	AUDITED 2012	ADOPTED 2013	ADOPTED 2014
ASSESSED VALUATION			
Residential	889,900	884,360	793,380
Commercial	-	-	-
Agricultural	-	-	-
Vacant Land	-	-	-
State Assessed	-	-	-
Natural Resources	-	-	-
	889,900	884,360	793,380
Certified Assessed Value	\$ 889,900	\$ 884,360	\$ 793,380
MILL LEVY			
Debt Service fund - Foxwood Estates	30.000	30.000	30.000
Temporary Mill Levy Reduction (pursuant to C.R.S.39-5-121)	0.000	0.000	0.000
Refund and abatements	0.000	0.000	0.000
Total mill levy	30.000	30.000	30.000
PROPERTY TAXES			
Debt Service fund - Foxwood Estates	\$ 26,697	\$ 26,531	\$ 23,801
Temporary Mill Levy Reduction	-	-	-
Refund and abatements	-	-	-
Levied property taxes	26,697	26,531	23,801
Adjustments to actual/rounding	-	(1)	(1)
Refunds and abatements	-	-	-
Budgeted property taxes	\$ 26,697	\$ 26,530	\$ 23,800



ELBERT COUNTY, COLORADO
FOXWOOD ESTATES DEBT SERVICE FUND
2014 BUDGET ADOPTED
WITH 2012 AND 2013 ESTIMATE
For the Years Ended and Ending December 31,

	1/29/2014		
	AUDITED 2012	ESTIMATED 2013	ADOPTED 2014
BEGINNING FUND BALANCES	\$ 47,878	\$ 52,301	\$ 56,827
REVENUES			
Taxes	29,868	29,845	23,800
Investment income	-	-	-
Miscellaneous	-	-	-
Bond proceeds	-	-	-
SID Principal	-	-	-
SID Interest	-	-	-
Total revenues	<u>29,868</u>	<u>29,845</u>	<u>23,800</u>
TRANSFERS IN			
Foxwood Estates Capital Projects Fund	-	-	-
Total transfers in	<u>-</u>	<u>-</u>	<u>-</u>
Total funds available	<u>77,746</u>	<u>82,147</u>	<u>80,627</u>
EXPENDITURES			
County Treasurer's fees	-	-	-
Bond principal	10,000	10,150	10,000
Bond interest	15,445	15,170	14,580
Construction expense	-	-	-
Capital outlay	-	-	-
Contingency	-	-	2,000
Total expenditures	<u>25,445</u>	<u>25,320</u>	<u>26,580</u>
TRANSFERS OUT			
Foxwood Estates Capital Projects Fund	-	-	-
Debt Service Fund	-	-	-
Total transfers out	<u>-</u>	<u>-</u>	<u>-</u>
Total expenditures and transfers out requiring appropriation	<u>25,445</u>	<u>25,320</u>	<u>26,580</u>
ENDING FUND BALANCES	<u>\$ 52,301</u>	<u>\$ 56,827</u>	<u>\$ 54,047</u>

ELBERT COUNTY, COLORADO
SCHEDULE OF GENERAL FUND EXPENDITURES
2014 BUDGET ADOPTED
WITH 2012 AND 2013 ESTIMATE
For the Years Ended and Ending December 31,

1/29/2014

AUDITED 2012	ESTIMATED 2013	ADOPTED 2014
--------------	-------------------	--------------

EXPENDITURES

General Government			
Office of Commissioners	356,042	277,090	278,383
Clerk of the Board	41,194	47,811	7,000
County Attorney	151,870	111,516	147,478
Clerk and Recorder	340,460	370,196	409,789
Clerk and Recorder - Elections	107,213	68,071	129,040
County Treasurer	223,089	238,820	255,610
County Assessor	355,250	408,017	462,787
Maintenance of Grounds and Buildings	234,550	218,238	202,830
Information Technology (IT)	337,810	220,704	223,140
Other Administration	137,214	273,100	291,194
Finance and Administrative Services	321,674	188,961	156,142
District Attorney	509,816	509,816	481,281
Compactor	-	-	-
Total general government	3,116,183	2,932,340	3,044,672
Public Safety			
Sheriff's Office	2,635,260	2,612,511	2,657,440
County Coroner	112,206	110,525	130,194
Judicial Center	108,901	108,928	125,092
Community Development Services	278,494	341,239	344,508
Building Inspection	76,534	-	-
Planning - Land use administration	-	-	-
Planning Commission	4,800	7,000	7,000
Office of Emergency Mgmt	87,788	89,529	94,826
Emergency Communications and Operations	-	62,676	-
Total public safety	3,303,982	3,332,408	3,359,059
Culture and Recreation			
	140,213	127,569	140,301
Auxiliary Services			
Extension office	127,399	125,699	117,383
Veterans office	-	-	-
Total auxiliary services	127,399	125,699	117,383
Transfers			
Public Health Fund	-	75,074	35,074
Retirement	-	-	-
Chaparral Valley Special Assessment Fund	-	2,246	10,000
Other Funds	-	-	-
Total transfers	123,788	77,320	45,074
Capital Outlay/ Other			
Vehicle Lease Payment	365,139	-	-
Bond payment - Wells Fargo	24,214	-	-
Reimbursement to Clerk's Escrow	503,054	504,425	510,500
Reimbursement to Insurance Escrow	-	-	-
Total Capital Outlay	109,509	60,000	55,000
Total General Fund expenditures	1,001,916	564,425	565,500
	\$ 7,813,481	\$ 7,159,761	\$ 7,271,989